











## Overall Vehicle

[Printable View](#)

16 found: Page 1 of 1

Overall Vehicle	100
Suspension	204
Driveline	205
Brakes	206
Steering	211
Engine	303
Automatic Transmission	307
Manual and Clutch	308
Fuel System	310
Climate Control	412
In Vehicle Entertainment System	415
Distribution System	416
Electrical Distribution	418
Body Structure	501
Frame and Mounting	502
Miscellaneous	
Tool Organization	

	Tool Number	Legacy Tool Number	Tool Name
	<a href="#">100-005</a>		Remover Crankshaft Gear Pulley <b>(Mandatory)</b>
	<a href="#">100-012</a>	LRT-99-004	Slide Hammer <b>(Mandatory)</b>
	<a href="#">100-012-01</a>		Adapter for Slide Hammer <b>(Mandatory)</b>
	<a href="#">100-012-03</a>		Adaptor - Slide Hammer (Shaft Removal) <b>(Mandatory)</b>
	<a href="#">100-013</a>	18G.134	Driver Handle
	<a href="#">100-017</a>	TX.27	Torx Drive Bit
	<a href="#">100-018</a>	TX.30	Torx Drive Bit
	<a href="#">100-019</a>	18G.47	Multi-Purpose Hand Press <b>(Mandatory)</b>
	<a href="#">100-019-01</a>		Adapter Base Plate for 100-019 Hand Press <b>(Mandatory)</b>
	<a href="#">100-022</a>		Adapter <b>(Mandatory)</b>
	<a href="#">106807</a>		JAG-045-01 Label Kit
	<a href="#">106808</a>		JAG-045-01 Tool Finder Kit
	<a href="#">106809</a>		JAG-020 Label Kit
	<a href="#">106810</a>		JAG-020 Tool Finder Sheets
	<a href="#">106811</a>		JAG-023 Label Kit
	<a href="#">106812</a>		JAG-023 Tool Finder Sheets

16 found: Page 1 of 1





















# Suspension

[Printable View](#)

173 found: Page 1 of 9

Jump to Page: [1](#) [2](#) [3](#) [4](#) [5](#) [6](#) [7](#) [8](#) [9](#)

Overall Vehicle	100
Suspension	204
Driveline	205
Brakes	206
Steering	211
Engine	303
Automatic Transmission	307
Manual and Clutch	308
Fuel System	310
Climate Control	412
In Vehicle Entertainment System	415
Distribution System	416
Electrical Distribution	418
Body Structure	501
Frame and Mounting	502
Miscellaneous	
Tool Organization	

	Tool Number	Legacy Tool Number	Tool Name
	<a href="#">204-002</a>	JD.14	Wishbone Pivot Shaft Dummies (2 Pieces)
	<a href="#">204-003</a>	JD.15	Rear Hub Master Spacer and Bearing Removal-Installation Tool used with shop press XJ6 III-XJS Range
	<a href="#">204-004</a>		Upper Wishbone Bushing Remover-Replacer
	<a href="#">204-005</a>		Hub Bearing Remover
	<a href="#">204-005-01</a>		Hub Bearing Rear Inner and Outer Cup Remover-Replacer
	<a href="#">204-006</a>		Torque Arm Bushing Remover-Replacer
	<a href="#">204-007</a>	JD.25B	Camber Tie Down Links(2 Pieces)
	<a href="#">204-008</a>	JD.6H	Coil Spring Compressor (set)
	<a href="#">204-009</a>		Remover-Rear Hub-Bearing Cone
	<a href="#">204-010</a>	JD.11B	Coil Shock Unit Disassembly Adaptor XJR-S Tools (4 pieces) used with 100-019
	<a href="#">204-011</a>	JD.1D	Hub Removal Tool
	<a href="#">204-083</a>		Replacer Rear Hub Bearing
	<a href="#">204-086</a>	JD.13B	Rear Hub End Float Gauge (required dial indicator not supplied)
	<a href="#">204-111</a>	JD.115	Coil Spring Compressor (set) <b>(Mandatory)</b>
	<a href="#">204-112</a>	JD.125A	Coil Spring Compressor
	<a href="#">204-112-01</a>	JD.226	Adaptor Spring Compressor
	<a href="#">204-112-02</a>		Rear Damper-Spring Assembly Compressor Adapter
	<a href="#">204-112-03</a>		Compressor Front Spring Adaptor
	<a href="#">204-113</a>	JD.132	Rear Hub Removal Tool (2 Pieces)
	<a href="#">204-114</a>	JD.133	Camber Tie Down Links (2 pieces)

173 found: Page 1 of 9














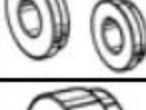






Jump to Page: [1](#) [2](#) [3](#) [4](#) [5](#) [6](#) [7](#) [8](#) [9](#)

## Suspension

[Printable View](#)

173 found: Page 2 of 9

Jump to Page: [1](#) [2](#) [3](#) [4](#) [5](#) [6](#) [7](#) [8](#) [9](#)

	Tool Number	Legacy Tool Number	Tool Name
	<a href="#">204-115</a>	JD.135	Lower Bushings Removal and Installation Tool
	<a href="#">204-115-01</a>	JD.135-2	Coil Shock Unit Bushing Removal and Installation Tool used with 204-115 XJ6 III XJS Range
	<a href="#">204-116</a>	JD.143A	Front Suspension Bushings Removal and Installation Tool (main tool) used with shop press
	<a href="#">204-116-01</a>	JD.143-1	Front Sub Frame Rear Bushing Adaptor used with 204-116
	<a href="#">204-116-02</a>	JD.143-2	Anvil Adaptor used with 204-116 and 204-116-1
	<a href="#">204-116-03</a>	JD.143-3A	Lower Wishbone Rear Bushing Adaptor (2 pieces) used with 204-116 204-116-1 and 204-116-2
	<a href="#">204-116-04</a>	JD.143-4	Lower Wishbone Front Bushing Adaptor used with 204-116, 204-116-1 and 204-116-2
	<a href="#">204-116-05</a>	JD.143-5	Front Sub Frame Rear Bushing Adaptor used with 204-116 and 204-116-1
	<a href="#">204-116-06</a>	JD.143-6B	"A" Frame Mounting Bushing Adaptor (4 pieces) used with 204-116
	<a href="#">204-116-07</a>	JD.143-7	Pendulum Mounting Bushing & Wishbone Tie Rod Bushing (large) Adaptor
	<a href="#">204-116-08</a>	JD.143-8	Pendulum Mounting Bushing & Wishbone Tie Rod Bushing (small) Adaptor
	<a href="#">204-117</a>	JD.145	Camber Tie Down Links (2 pieces)
	<a href="#">204-118</a>	JD.550-4	Rear Hub Inner and Outer Oil Seals Removal and Installation Tools (2 pieces) used with 100-013
	<a href="#">204-119</a>	JD.550-5	Front Hub Inner and Outer Oil Seals Removal and Installation Tools (2 pieces) used with 100-013
	<a href="#">204-120</a>	JD.550-6	Rear Hub Pivot Bearing Cap Removal and Installation Tool used with 100-013
	<a href="#">204-149</a>	JD.160	Upper Wishbone Inner Bushing Removal and Installation Tool (3 pieces)
	<a href="#">204-159</a>		Knuckle Splitter <b>(Mandatory)</b>
	<a href="#">204-162</a>	JD.176A	Power Hydraulic Valve Block Relief Valve Removal and Installation Tool
	<a href="#">204-165</a>	JD.179	Front Hub Oil Seal Removal and Installation Tool
	<a href="#">204-166</a>	JD.180	Front Hub Oil Seal Removal and Installation XJR-S Tool

173 found: Page 2 of 9

Jump to Page: [1](#) [2](#) [3](#) [4](#) [5](#) [6](#) [7](#) [8](#) [9](#)

Overall Vehicle	100
Suspension	204
Driveline	205
Brakes	206
Steering	211
Engine	303
Automatic Transmission	307
Manual and Clutch	308
Fuel System	310
Climate Control	412
In Vehicle Entertainment System	415
Distribution System	416
Electrical Distribution	418
Body Structure	501
Frame and Mounting	502
Miscellaneous	
Tool Organization	

# Suspension

[Printable View](#)

173 found: Page 3 of 9

Jump to Page: [1](#) [2](#) [3](#) [4](#) [5](#) [6](#) [7](#) [8](#) [9](#)

Overall Vehicle	100
Suspension	204
Driveline	205
Brakes	206
Steering	211
Engine	303
Automatic Transmission	307
Manual and Clutch	308
Fuel System	310
Climate Control	412
In Vehicle Entertainment System	415
Distribution System	416
Electrical Distribution	418
Body Structure	501
Frame and Mounting	502
Miscellaneous	
Tool Organization	

	Tool Number	Legacy Tool Number	Tool Name
	<a href="#">204-167-01</a>		Shoe Spring Compressor <b>(Mandatory)</b>
	<a href="#">204-179</a>		Spring Compressor
	<a href="#">204-179(2)/204-179-01</a>	JD.199 and JD.199-1	Rear Road Spring Compressor Tool-Shock-Absorber Retaining Strap-Tool
	<a href="#">204-179-01</a>		Retaining Strap
	<a href="#">204-192</a>	JD.219	Ball Joint Splitter Special
	<a href="#">204-193</a>	JD.224	Push Out Tool Front Hub
	<a href="#">204-194</a>	JD.225	Remover Front Hub
	<a href="#">204-195</a>	JD.227	Hub Holding Tool
	<a href="#">204-196</a>	JD.236	Hub Replacer
	<a href="#">204-197</a>	JD.237	Bearing Remover
	<a href="#">204-198</a>	JD.238	Bearing Replacer
	<a href="#">204-199</a>	JD.239	Upper Wishbone Ball Joint Installer
	<a href="#">204-200</a>	JD.240	Upper Wishbone Ball Joint Remover
	<a href="#">204-201</a>	JD.241	Monostrut Bush Remover
	<a href="#">204-212</a>	JD.242	Front Sump Crossbeam Bush Replacer
	<a href="#">204-213</a>	JD.243	Front Sump Crossbeam Bush Remover
	<a href="#">204-214</a>	JD.244	Lower Wishbone Bush Remover
	<a href="#">204-225</a>		Bushing Remover-Replacer <b>(Mandatory)</b>
	<a href="#">204-226</a>		Halfshaft Splitter <b>(Mandatory)</b>
	<a href="#">204-242</a>		Rem-Front Mounting Bush (Diff) <b>(Mandatory)</b>

173 found: Page 3 of 9

Jump to Page: [1](#) [2](#) [3](#) [4](#) [5](#) [6](#) [7](#) [8](#) [9](#)

# Suspension

[Printable View](#)

173 found: Page 4 of 9

Jump to Page: [1](#) [2](#) [3](#) [4](#) [5](#) [6](#) [7](#) [8](#) [9](#)

Overall Vehicle	100
Suspension	204
Driveline	205
Brakes	206
Steering	211
Engine	303
Automatic Transmission	307
Manual and Clutch	308
Fuel System	310
Climate Control	412
In Vehicle Entertainment System	415
Distribution System	416
Electrical Distribution	418
Body Structure	501
Frame and Mounting	502
Miscellaneous	
Tool Organization	

	Tool Number	Legacy Tool Number	Tool Name
	<a href="#">204-243</a>		Rem-Rep Front Mounting Bush (Diff) <b>(Mandatory)</b>
	<a href="#">204-244</a>		Receiver Cup Front Mounting Bush Remover (Diff) <b>(Mandatory)</b>
	<a href="#">204-245</a>		Replacer Front Mounting Bush (Diff) <b>(Mandatory)</b>
	<a href="#">204-246</a>		Forcing Screw Front Mounting Bush Remover(Diff) <b>(Mandatory)</b>
	<a href="#">204-247</a>		Nut Rear Mounting Bush Re-Refit Tool (Diff) <b>(Mandatory)</b>
	<a href="#">204-248</a>		Forcing Screw Rear Mounting Bush Re-Refit Tool (Diff) <b>(Mandatory)</b>
	<a href="#">204-249</a>		Rear Knuckle Support Tool <b>(Mandatory)</b>
	<a href="#">204-250</a>		Rear Knuckle Bearing Remover Tool <b>(Mandatory)</b>
	<a href="#">204-252</a>		Bearing Support <b>(Mandatory)</b>
	<a href="#">204-253</a>		Washer Removal-Replace Rear Sub Frame Mounts <b>(Mandatory)</b>
	<a href="#">204-254</a>		I.R.S. Upper Control Arm Forward Bush Remove-Replace Tool <b>(Mandatory)</b>
	<a href="#">204-255</a>		I.R.S. Upper Control Arm Forward Bush Remove-Replace Tool <b>(Mandatory)</b>
	<a href="#">204-256</a>		I.R.S. Lower Control Arm Forward Inner Bush Rem-Rep Tool <b>(Mandatory)</b>
	<a href="#">204-257</a>		I.R.S. Lower Control Arm Forward Inner Bush Rem-Rep Tool <b>(Mandatory)</b>
	<a href="#">204-258</a>		I.F.S. Upper Control Arm Bush Remove-Replace Tool <b>(Mandatory)</b>
	<a href="#">204-259</a>		I.F.S. Upper Control Arm Bush Remove-Replace Tool <b>(Mandatory)</b>
	<a href="#">204-260</a>		I.F.S. Lower Control Arm Front Bush Remove-Replace Tool <b>(Mandatory)</b>
	<a href="#">204-261</a>		I.F.S. Lower Control Arm Front Bush Remove-Replace Tool <b>(Mandatory)</b>
	<a href="#">204-262</a>		I.F.S. Lower Control Arm Front Bush Remove-Replace Tool <b>(Mandatory)</b>
	<a href="#">204-263</a>		Output Bearing Refit Tool <b>(Mandatory)</b>

173 found: Page 4 of 9

Jump to Page: [1](#) [2](#) [3](#) [4](#) [5](#) [6](#) [7](#) [8](#) [9](#)








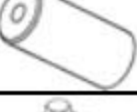





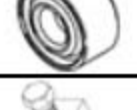

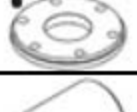




# Suspension

[Printable View](#)

173 found: Page 5 of 9

Jump to Page: [1](#) [2](#) [3](#) [4](#) [5](#) [6](#) [7](#) [8](#) [9](#)

Overall Vehicle	100
Suspension	204
Driveline	205
Brakes	206
Steering	211
Engine	303
Automatic Transmission	307
Manual and Clutch	308
Fuel System	310
Climate Control	412
In Vehicle Entertainment System	415
Distribution System	416
Electrical Distribution	418
Body Structure	501
Frame and Mounting	502
Miscellaneous	
Tool Organization	

	Tool Number	Legacy Tool Number	Tool Name
	<a href="#">204-264</a>		Pinion Seal Replacer <b>(Mandatory)</b>
	<a href="#">204-265</a>		Flange Remover-Replacer Plate <b>(Mandatory)</b>
	<a href="#">204-266</a>		Flange Remover-Replacer Boss <b>(Mandatory)</b>
	<a href="#">204-267</a>		Flange Remover/Replacer Shaft Centre (Diff) <b>(Mandatory)</b>
	<a href="#">204-268</a>		Flange Remover-Replacer Shaft Centre-Trans
	<a href="#">204-268A</a>		Centre Screw - Flange Rem/Rep <b>(Mandatory)</b>
	<a href="#">204-269</a>		Flange Remover-Replacer Replacer Forcing Screw <b>(Mandatory)</b>
	<a href="#">204-271</a>		Lower Ball Joint Remover
	<a href="#">204-272</a>		Lower Ball Joint Remover
	<a href="#">204-273</a>		Remover-Refit Steering Gear Isolator Bushes Cup <b>(Mandatory)</b>
	<a href="#">204-274</a>		Remover-Refit Steering Gear Isolator Bushes Nut <b>(Mandatory)</b>
	<a href="#">204-275</a>		Remover-Refit Steering Gear Isolator Bushes Bolt <b>(Mandatory)</b>
	<a href="#">204-279</a>		Rear Lower Wishbone Bushing Installer for AJV8 <b>(Mandatory)</b>
	<a href="#">204-280</a>		Front Lower Wishbone Installer for AJV8 <b>(Mandatory)</b>
	<a href="#">204-293</a>		Ball Joint Splitter
	<a href="#">204-295</a>		Flange Rem/Rep Plate (6 Holes) <b>(Mandatory)</b>
	<a href="#">204-296</a>		Rear Hub Carrier Front Bush Remover Support Cup <b>(Mandatory)</b>
	<a href="#">204-297</a>		Rear Hub Carrier Front Bush Installer Pusher <b>(Mandatory)</b>
	<a href="#">204-298</a>		Rear Hub Carrier Front Bush Remover Pusher <b>(Mandatory)</b>
	<a href="#">204-299</a>		Rear Diff Mtg Bush Remover Support Cup <b>(Mandatory)</b>

173 found: Page 5 of 9

Jump to Page: [1](#) [2](#) [3](#) [4](#) [5](#) [6](#) [7](#) [8](#) [9](#)








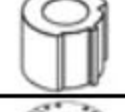
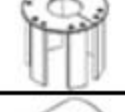











# Suspension

[Printable View](#)

173 found: Page 6 of 9

Jump to Page: [1](#) [2](#) [3](#) [4](#) [5](#) [6](#) [7](#) [8](#) [9](#)

Overall Vehicle	100
Suspension	204
Driveline	205
Brakes	206
Steering	211
Engine	303
Automatic Transmission	307
Manual and Clutch	308
Fuel System	310
Climate Control	412
In Vehicle Entertainment System	415
Distribution System	416
Electrical Distribution	418
Body Structure	501
Frame and Mounting	502
Miscellaneous	
Tool Organization	

	Tool Number	Legacy Tool Number	Tool Name
	<a href="#">204-300</a>		Rear Hub Carrier Bush Remover Support Cup Tie Mtg <b>(Mandatory)</b>
	<a href="#">204-301</a>		Rear Hub Carrier Bush Remover Pusher Tie Mtg <b>(Mandatory)</b>
	<a href="#">204-302</a>		Rear Hub Carrier Bush Installer Pusher Tie Mtg <b>(Mandatory)</b>
	<a href="#">204-305</a>		Front S/F Mtg Bush Remover Support <b>(Mandatory)</b>
	<a href="#">204-306</a>		Guide Bush Installer <b>(Mandatory)</b>
	<a href="#">204-307</a>		Front S/F Mtg Bushes Rem/Inst Support Cup <b>(Mandatory)</b>
	<a href="#">204-308</a>		Front S/F Mtg Bushes Rem Pusher <b>(Mandatory)</b>
	<a href="#">204-309</a>		Hub Carrier Support (Brg Inst) <b>(Mandatory)</b>
	<a href="#">204-310</a>		Support Front Hub Carrier <b>(Mandatory)</b>
	<a href="#">204-311</a>		Bearing Installer Pusher <b>(Mandatory)</b>
	<a href="#">204-312</a>		Bearing Installer Guide <b>(Mandatory)</b>
	<a href="#">204-313</a>		Bearing Support (Hub Ins) <b>(Mandatory)</b>
	<a href="#">204-315</a>		Rear S/F Mtg Bush Remover Pusher <b>(Mandatory)</b>
	<a href="#">204-316</a>		Rear S/F Mtg Bush Remover Support Cup <b>(Mandatory)</b>
	<a href="#">204-317</a>		Rear S/F Mtg Bush Installer Pusher <b>(Mandatory)</b>
	<a href="#">204-318</a>		Rear S/F Mtg Bush Installer Support Cup <b>(Mandatory)</b>
	<a href="#">204-319</a>		Guide Bush Installer <b>(Mandatory)</b>
	<a href="#">204-320</a>		Rear S/F Mtg Bush Rem/Rep Forcing Screw <b>(Mandatory)</b>
	<a href="#">204-327</a>		Ball Joint Splitter <b>(Mandatory)</b>
	<a href="#">204-328</a>		Forcing Screw <b>(Mandatory)</b>

173 found: Page 6 of 9

Jump to Page: [1](#) [2](#) [3](#) [4](#) [5](#) [6](#) [7](#) [8](#) [9](#)




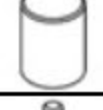
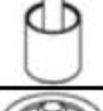
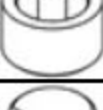

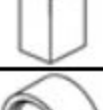



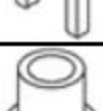
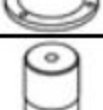






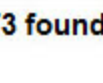
## Suspension

[Printable View](#)

173 found: Page 7 of 9

Jump to Page: [1](#) [2](#) [3](#) [4](#) [5](#) [6](#) [7](#) [8](#) [9](#)

Overall Vehicle	100
Suspension	204
Driveline	205
Brakes	206
Steering	211
Engine	303
Automatic Transmission	307
Manual and Clutch	308
Fuel System	310
Climate Control	412
In Vehicle Entertainment System	415
Distribution System	416
Electrical Distribution	418
Body Structure	501
Frame and Mounting	502
Miscellaneous	
Tool Organization	

	Tool Number	Legacy Tool Number	Tool Name
	<a href="#">204-332</a>		Base Guide <b>(Mandatory)</b>
	<a href="#">204-333</a>		Remover - Bush <b>(Mandatory)</b>
	<a href="#">204-334</a>		Replacer - Bush <b>(Mandatory)</b>
	<a href="#">204-335</a>		Receiver Support - Bush <b>(Mandatory)</b>
	<a href="#">204-336</a>		Remover - Bush <b>(Mandatory)</b>
	<a href="#">204-337</a>		Replacer Support - Bush <b>(Mandatory)</b>
	<a href="#">204-338</a>		Replacer - Bush <b>(Mandatory)</b>
	<a href="#">204-339</a>		Receiver Support - Bush <b>(Mandatory)</b>
	<a href="#">204-340</a>		Replacer - Bush <b>(Mandatory)</b>
	<a href="#">204-341</a>		Replacer Support - Bush <b>(Mandatory)</b>
	<a href="#">204-342</a>		Remover - Bush <b>(Mandatory)</b>
	<a href="#">204-463</a>		Receiver - Bush <b>(Mandatory)</b>
	<a href="#">204-464</a>		Guide Installer <b>(Mandatory)</b>
	<a href="#">204-465</a>		Installer - Bush <b>(Mandatory)</b>
	<a href="#">204-469</a>		Forcing Bolt <b>(Mandatory)</b>
	<a href="#">204-472</a>		Remover Support - Bush <b>(Mandatory)</b>
	<a href="#">204-473</a>		Remover - Bush <b>(Mandatory)</b>
	<a href="#">204-474</a>		Replacer - Bush <b>(Mandatory)</b>
	<a href="#">204-475</a>		Replacer Support - Bush <b>(Mandatory)</b>
	<a href="#">204-476</a>		Spring Compressor <b>(Mandatory)</b>

173 found: Page 7 of 9

Jump to Page: [1](#) [2](#) [3](#) [4](#) [5](#) [6](#) [7](#) [8](#) [9](#)









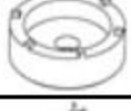





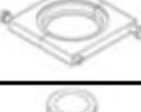



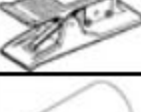



# Suspension

[Printable View](#)

173 found: Page 8 of 9

Jump to Page: [1](#) [2](#) [3](#) [4](#) [5](#) [6](#) [7](#) [8](#) [9](#)

Overall Vehicle	100
Suspension	204
Driveline	205
Brakes	206
Steering	211
Engine	303
Automatic Transmission	307
Manual and Clutch	308
Fuel System	310
Climate Control	412
In Vehicle Entertainment System	415
Distribution System	416
Electrical Distribution	418
Body Structure	501
Frame and Mounting	502
Miscellaneous	
Tool Organization	

	Tool Number	Legacy Tool Number	Tool Name
	<a href="#">204-476-01</a>		Spring Compressor - Adaptor Plate <b>(Mandatory)</b>
	<a href="#">204-477</a>		Socket and Adaptor <b>(Mandatory)</b>
	<a href="#">204-479</a>		Remover, Bush Rear Subframe <b>(Mandatory)</b>
	<a href="#">204-480</a>		Installer, Bush Rear Subframe <b>(Mandatory)</b>
	<a href="#">204-481</a>		Receiver, Bush <b>(Mandatory)</b>
	<a href="#">204-482</a>		Remover, Bush <b>(Mandatory)</b>
	<a href="#">204-483</a>		Installer, Bush <b>(Mandatory)</b>
	<a href="#">204-484</a>		Ride Height Measuring Tool <b>(Mandatory)</b>
	<a href="#">204-485</a>		Remover, Bush Frt Subframe <b>(Mandatory)</b>
	<a href="#">204-486</a>		Remover, Bush Frt Subframe <b>(Mandatory)</b>
	<a href="#">204-487</a>		Installer, Bush Frt Subframe <b>(Mandatory)</b>
	<a href="#">204-488</a>		Installer, Bush Frt Subframe <b>(Mandatory)</b>
	<a href="#">204-489</a>		Remover, Bush Frt Subframe <b>(Mandatory)</b>
	<a href="#">204-490</a>		Remover, Pusher <b>(Mandatory)</b>
	<a href="#">204-491</a>		Installer, Bush Frt Subframe <b>(Mandatory)</b>
	<a href="#">204-492</a>		Installer, Bushing <b>(Mandatory)</b>
	<a href="#">204-494</a>	LRT-60-002	Air Hose Cutter <b>(Mandatory)</b>
	<a href="#">204-533</a>		Remover, Bushing <b>(Mandatory)</b>
	<a href="#">204-534</a>		Installer, Bushing <b>(Mandatory)</b>
	<a href="#">204-599</a>		Remover/Installer, Bushing Frt Suspension Lower Frt Arm <b>(Mandatory)</b>

173 found: Page 8 of 9











Jump to Page: [1](#) [2](#) [3](#) [4](#) [5](#) [6](#) [7](#) [8](#) [9](#)

# Suspension

[Printable View](#)

173 found: Page 9 of 9

Jump to Page: [1](#) [2](#) [3](#) [4](#) [5](#) [6](#) [7](#) [8](#) [9](#)

	Tool Number	Legacy Tool Number	Tool Name
	<a href="#">204-600</a>		Installer, Bushing Frt Suspension Lower Frt Arm <b>(Mandatory)</b>
	<a href="#">204-601</a>		Remover, Bushing Frt Suspension Lower Frt Arm <b>(Mandatory)</b>
	<a href="#">204-610</a>		Torque Stick Valve Core <b>(Mandatory)</b>
	<a href="#">204-725</a>		Wheel Knuckle Support <b>(Mandatory)</b>
	<a href="#">204-726</a>		Wheel Carrier and Bearing Support
	<a href="#">204-727</a>		Wheel Bearing Installer <b>(Mandatory)</b>
	<a href="#">204-791</a>	204-791	Guide, Bearing Installer
	<a href="#">JLR-204-807</a>		Bearing Press Tool
	<a href="#">JLR-204-808</a>		Bearing Hub Mandrel
	<a href="#">JLR-204-811</a>		Support Front Rear Knuckle
	<a href="#">JLR-204-813</a>		Receiver Support <b>(Mandatory)</b>
	<a href="#">JLR-204-814</a>		Remover Bushing <b>(Mandatory)</b>
	<a href="#">JLR-204-815</a>		Installer Bushing <b>(Mandatory)</b>

173 found: Page 9 of 9

Jump to Page: [1](#) [2](#) [3](#) [4](#) [5](#) [6](#) [7](#) [8](#) [9](#)

Overall Vehicle	100
Suspension	204
Driveline	205
Brakes	206
Steering	211
Engine	303
Automatic Transmission	307
Manual and Clutch	308
Fuel System	310
Climate Control	412
In Vehicle Entertainment System	415
Distribution System	416
Electrical Distribution	418
Body Structure	501
Frame and Mounting	502
Miscellaneous	
Tool Organization	





















Overall Vehicle	100
Suspension	204
Driveline	205
Brakes	206
Steering	211
Engine	303
Automatic Transmission	307
Manual and Clutch	308
Fuel System	310
Climate Control	412
In Vehicle Entertainment System	415
Distribution System	416
Electrical Distribution	418
Body Structure	501
Frame and Mounting	502
Miscellaneous	
Tool Organization	

## Driveline

[Printable View](#)

34 found: Page 1 of 2

[Jump to Page: 1 2](#)

	Tool Number	Legacy Tool Number	Tool Name
	<a href="#">205-011</a>		Power Steering Test Set
	<a href="#">205-015</a>		Replacer Differential Bearing
	<a href="#">205-053</a>	18G.1205	Flange Wrench All (transmission output shaft;rear axle pinion shaft)
	<a href="#">205-088</a>		Axle Shaft Bearing Remover/Replacer
	<a href="#">205-115</a>		Gearbox Driveshaft Seal Installer <b>(Mandatory)</b>
	<a href="#">205-116</a>		Puller
	<a href="#">205-179</a>	18G.1428A	Pinion Seal Installation Tool
	<a href="#">205-179-01</a>	18G.1428A-1	Pinion Seal Installation Tool used with 18G.1428/A
	<a href="#">205-183</a>		Drive Shaft Bearing Remover
	<a href="#">205-234</a>	JD.550-1	Drive Shaft Oil Seal Removal and Installation Tool used with 18G 134
	<a href="#">205-272</a>	JD.156	Jurid Coupling Removal and Installation Tool
	<a href="#">205-272-01</a>		Shaft Protector
	<a href="#">205-334</a>	JD.198	Pinion Oil Seal Driver Tool
	<a href="#">205-461</a>		Halfshaft Seal Protectors
	<a href="#">205-469</a>		Front Wheel Bearing Remover
	<a href="#">205-470</a>		Front Wheel Bearing Installer
	<a href="#">205-484</a>		Output Shaft Seal Replacer <b>(Mandatory)</b>
	<a href="#">205-491</a>		Hub Puller <b>(Mandatory)</b>
	<a href="#">205-491-01</a>		Adaptor Nuts Hub Puller <b>(Mandatory)</b>
	<a href="#">205-518</a>		Adaptor - Torque To Turn <b>(Mandatory)</b>

34 found: Page 1 of 2














[Jump to Page: 1 2](#)

## Driveline

[Printable View](#)

34 found: Page 2 of 2

[Jump to Page: 1 2](#)

	Tool Number	Legacy Tool Number	Tool Name
	<a href="#">205-532</a>		Replacer - Seal <b>(Mandatory)</b>
	<a href="#">205-533</a>		Remover - Bush <b>(Mandatory)</b>
	<a href="#">205-534</a>		Receiver - Bush <b>(Mandatory)</b>
	<a href="#">205-535</a>		Propshaft Alignment Tool <b>(Mandatory)</b>
	<a href="#">205-789</a>		33mm 12PT Deep Socket - ZF 6HP2 <b>(Mandatory)</b>
	<a href="#">205-928</a>		Remover, Halfshaft
	<a href="#">205-932</a>		Remover Driveshaft
	<a href="#">JLR-205-1000</a>		Installer Front Output Seal
	<a href="#">JLR-205-1001</a>		Installer Rear Output Seal
	<a href="#">JLR-205-1002</a>		Support Bushing Remover
	<a href="#">JLR-205-1003</a>		Support Bushing Installer
	<a href="#">JLR-205-1004</a>		Remover Bushing
	<a href="#">JLR-205-1005</a>		Installer Bushing
	<a href="#">JLR-205-999</a>		Installer Input Seal

34 found: Page 2 of 2

[Jump to Page: 1 2](#)










Overall Vehicle	100
Suspension	204
Driveline	205
Brakes	206
Steering	211
Engine	303
Automatic Transmission	307
Manual and Clutch	308
Fuel System	310
Climate Control	412
In Vehicle Entertainment System	415
Distribution System	416
Electrical Distribution	418
Body Structure	501
Frame and Mounting	502
Miscellaneous	
Tool Organization	

Overall Vehicle	100
Suspension	204
Driveline	205
Brakes	206
Steering	211
Engine	303
Automatic Transmission	307
Manual and Clutch	308
Fuel System	310
Climate Control	412
In Vehicle Entertainment System	415
Distribution System	416
Electrical Distribution	418
Body Structure	501
Frame and Mounting	502
Miscellaneous	
Tool Organization	

## Brakes

[Printable View](#)

9 found: Page 1 of 1

	Tool Number	Legacy Tool Number	Tool Name
	<a href="#">206-022</a>	JD.136	Brake Pad Wear Gauge
	<a href="#">206-066</a>		ABS Rotor Nut Socket
	<a href="#">206-066A</a>		ABS Rotor Nut Wrench <b>(Mandatory)</b>
	<a href="#">206-075</a>		Hand Brake Cable Retaining Clip Release Tool <b>(Mandatory)</b>
	<a href="#">206-080</a>		Rear Caliper Piston Retractor Tool <b>(Mandatory)</b>
	<a href="#">206-081</a>		Retractor, Parking Brake Caliper Piston <b>(Mandatory)</b>
	<a href="#">206-082</a>		Electric Park Brake Release / Apply Tool <b>(Mandatory)</b>
	<a href="#">206-082-01</a>		EPB Interface Lead <b>(Mandatory)</b>
	<a href="#">206-087</a>		Brake Adjuster Cable Socket <b>(Mandatory)</b>

9 found: Page 1 of 1











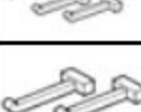


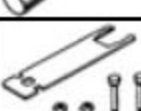






# Steering

[Printable View](#)

27 found: Page 1 of 2

[Jump to Page: 1 2](#)

Overall Vehicle	100
Suspension	204
Driveline	205
Brakes	206
Steering	211
Engine	303
Automatic Transmission	307
Manual and Clutch	308
Fuel System	310
Climate Control	412
In Vehicle Entertainment System	415
Distribution System	416
Electrical Distribution	418
Body Structure	501
Frame and Mounting	502
Miscellaneous	
Tool Organization	

	Tool Number	Legacy Tool Number	Tool Name
	<a href="#">211-011</a>		Power Steering Test Set <b>(Mandatory)</b>
	<a href="#">211-011-01</a>		Adapter Hyd Pressure Test <b>(Mandatory)</b>
	<a href="#">211-011-02</a>		Hydraulic Test Pipe <b>(Mandatory)</b>
	<a href="#">211-011-03</a>		Adapter Hyd Pressure Test <b>(Mandatory)</b>
	<a href="#">211-011-07</a>	JD.10-8	Power Steering Pressure Test Adaptor used with J-25323-D
	<a href="#">211-011-08</a>	JD.10-9	Power Steering Pressure Test Hose used with J-25323-D
	<a href="#">211-011-09</a>		Adapter-Power Steering <b>(Mandatory)</b>
	<a href="#">211-011-10</a>		Adapter Test Hose-Power Steer <b>(Mandatory)</b>
	<a href="#">211-042</a>	18G.1324	Steering Rack Bushing Removal & Installation (Non ZF rack) Tool
	<a href="#">211-095</a>	18G.1445B	Power Steering Pump Drive Dog Removal/Installation Tool (5 pieces)
	<a href="#">211-095-01</a>	JD.206	Bolt and 2 Hooks
	<a href="#">211-095-02</a>		2 Hooks
	<a href="#">211-098</a>	JD.100	Ball Joint Separator Tool <b>(Mandatory)</b>
	<a href="#">211-101</a>	JD.117	Steering Rack Centralizing Tool
	<a href="#">211-102</a>	JD.119	Power Steering Pump Drive Dog Removal/Installation Tool (5 pieces).
	<a href="#">211-103</a>	JD.120	Steering Rack Centralizing Tool
	<a href="#">211-151</a>	JD.159	Airbag Arm/Disarm Tool <b>(Mandatory)</b>
	<a href="#">211-156</a>	JD.165A	Steering Rack Bushing Removal/Installation XJR-S (Non ZF Rack) Tool
	<a href="#">211-181</a>	JD.184	Pinion Valve Extraction Tool
	<a href="#">211-182</a>	JD.185	Pinion Valve Seal and Energizer Loading Tool (3 Pieces)

27 found: Page 1 of 2








[Jump to Page: 1 2](#)

## Steering

[Printable View](#)

27 found: Page 2 of 2

Jump to Page: [1](#) [2](#)

	Tool Number	Legacy Tool Number	Tool Name
	<a href="#">211-183</a>	JD.186	Pinion Valve Seal Sizing Tool
	<a href="#">211-184</a>	JD.187	Pinion Oil Seal Protection Tool (Installation)
	<a href="#">211-264</a>		Reservoir for Vacuum Pump <b>(Mandatory)</b>
	<a href="#">211-271</a>		Remover - Bush <b>(Mandatory)</b>
	<a href="#">211-326</a>		Cassette Reel Locking Tool <b>(Mandatory)</b>
	<a href="#">211-D027</a>		P.A.S. Lines Seal Replacer Tool <b>(Mandatory)</b>
	<a href="#">211-S152</a>	JD.169K	Sanden Compressor Tool Kit (Sanden Kit SD 709)

27 found: Page 2 of 2

Jump to Page: [1](#) [2](#)

Overall Vehicle 100

Suspension 204

Driveline 205

Brakes 206

Steering 211

Engine 303

Automatic Transmission 307

Manual and Clutch 308

Fuel System 310

Climate Control 412

In Vehicle Entertainment System 415

Distribution System 416

Electrical Distribution 418

Body Structure 501

Frame and Mounting 502

Miscellaneous

Tool Organization



















# Engine

[Printable View](#)

111 found: Page 1 of 6

Jump to Page: [1](#) [2](#) [3](#) [4](#) [5](#) [6](#)

Overall Vehicle	100
Suspension	204
Driveline	205
Brakes	206
Steering	211
Engine	303
Automatic Transmission	307
Manual and Clutch	308
Fuel System	310
Climate Control	412
In Vehicle Entertainment System	415
Distribution System	416
Electrical Distribution	418
Body Structure	501
Frame and Mounting	502
Miscellaneous	
Tool Organization	

	Tool Number	Legacy Tool Number	Tool Name
	<a href="#">303-021</a>	MS.53D	Engine Support Bar used with MS.53-C-1 <b>(Mandatory)</b>
	<a href="#">303-021-01</a>	MS.53C-1	Hook for Engine Support Bar used with MS.53-C
	<a href="#">303-032</a>	JD.50	Timing Chain Tensioner Retraction Tool (3 pieces)
	<a href="#">303-046</a>	JD.39	Jack Shaft Retaining Tool
	<a href="#">303-047</a>	JD.40	Camshaft Sprocket Retaining Tools (4 pieces)
	<a href="#">303-048</a>	JD.41	Cylinder Liner Retaining Tools (6 pieces)
	<a href="#">303-102</a>		Crankshaft Damper Installer (Draw Bolt) <b>(Mandatory)</b>
	<a href="#">303-1068</a>		Engine Support Bracket <b>(Mandatory)</b>
	<a href="#">303-1069</a>		Torque Adaptor
	<a href="#">303-1077</a>		Ribe Socket
	<a href="#">303-1121A</a>		Crankshaft Front Oil Seal Installer
	<a href="#">303-1193</a>		Seal Installer
	<a href="#">303-139</a>		Handle Set-Valve Seat Cutting Tool
	<a href="#">303-139-01</a>	MS.76-150-7	7mm Valve Guide Pilot
	<a href="#">303-139-02</a>		Expandable Pilot
	<a href="#">303-139-03</a>		Valve Seat Cutter
	<a href="#">303-139-04</a>		Adjustable Cutter
	<a href="#">303-139-05</a>	MS.76-140-5	5mm Solid Pilot
	<a href="#">303-1435</a>		Engine Lifting Brackets Front <b>(Mandatory)</b>
	<a href="#">303-1437</a>		Reaction Tool Crankshaft Damper <b>(Mandatory)</b>

111 found: Page 1 of 6

Jump to Page: [1](#) [2](#) [3](#) [4](#) [5](#) [6](#)












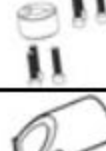






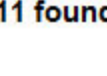
# Engine

[Printable View](#)

111 found: Page 2 of 6

Jump to Page: [1](#) [2](#) [3](#) [4](#) [5](#) [6](#)

Overall Vehicle	100
Suspension	204
Driveline	205
Brakes	206
Steering	211
Engine	303
Automatic Transmission	307
Manual and Clutch	308
Fuel System	310
Climate Control	412
In Vehicle Entertainment System	415
Distribution System	416
Electrical Distribution	418
Body Structure	501
Frame and Mounting	502
Miscellaneous	
Tool Organization	

	Tool Number	Legacy Tool Number	Tool Name
	<a href="#">303-1438</a>		Socket Long - Crankshaft Damper <b>(Mandatory)</b>
	<a href="#">303-1440</a>		Stud Damper Removal/Replacement <b>(Mandatory)</b>
	<a href="#">303-1441</a>		Remover/Installer Crankshaft Damper <b>(Mandatory)</b>
	<a href="#">303-1443</a>		Aligner Rear Crankshaft Cover <b>(Mandatory)</b>
	<a href="#">303-1444-01</a>		Guide Pins Exhaust Manifold
	<a href="#">303-1445</a>		Locking Tool Camshafts <b>(Mandatory)</b>
	<a href="#">303-1446</a>		Aligner Camshaft Cover <b>(Mandatory)</b>
	<a href="#">303-1447</a>		Timing Tool <b>(Mandatory)</b>
	<a href="#">303-1448</a>		Locking Tool Camshafts <b>(Mandatory)</b>
	<a href="#">303-1449-01</a>		Alignment Pins S/C Install
	<a href="#">303-1452</a>		Rotating Tool Camshafts <b>(Mandatory)</b>
	<a href="#">303-147</a>	18G.1364	Spark Plug Wrench (H.E. engine)
	<a href="#">303-178</a>		Crankshaft Rear Seal Installer <b>(Mandatory)</b>
	<a href="#">303-186</a>	18G.1432	Valve Guide Removal and Installation Tool
	<a href="#">303-187</a>	18G.1433A	Camshaft Timing Tool AJ6
	<a href="#">303-188</a>	18G.1434	Timing Case Bushing Removal and Installation Tool (2 pieces)
	<a href="#">303-189</a>	18G.1435	Dummy Camshaft Caps (12 pieces)
	<a href="#">303-190</a>	18G.1436A	Timing Chain Tension Retainer-Crankshaft Requires tool modification Pulley Removal Tool
	<a href="#">303-191</a>	18G.1437	Crankshaft Pulley Restraining Tool (set) used with 303-191-01 4.0 engine
	<a href="#">303-191-01</a>	18G.1437-1	Crankshaft pulley adaptor used with 303-191

111 found: Page 2 of 6

Jump to Page: [1](#) [2](#) [3](#) [4](#) [5](#) [6](#)
















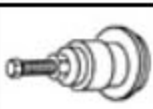
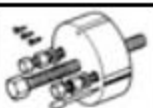

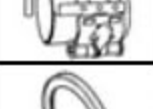
## Engine

[Printable View](#)

111 found: Page 3 of 6

Jump to Page: [1](#) [2](#) [3](#) [4](#) [5](#) [6](#)

Overall Vehicle	100
Suspension	204
Driveline	205
Brakes	206
Steering	211
Engine	303
Automatic Transmission	307
Manual and Clutch	308
Fuel System	310
Climate Control	412
In Vehicle Entertainment System	415
Distribution System	416
Electrical Distribution	418
Body Structure	501
Frame and Mounting	502
Miscellaneous	
Tool Organization	

	Tool Number	Legacy Tool Number	Tool Name
	<a href="#">303-191-02</a>	18G.1437-2	Adaptor Crank Shaft Pulley Wrench
	<a href="#">303-191-03</a>		Adapter Pulley Lock <b>(Mandatory)</b>
	<a href="#">303-192</a>	18G.1465	Set, Engine Lifting Brackets
	<a href="#">303-250</a>	JD.114	Spark Plug Lead Pliers
	<a href="#">303-251</a>	JD.118	Auxiliary Drive Shaft Seal Removal Tool
	<a href="#">303-252</a>	MS.1519A	Valve Spring Compression Tool used with 100-013
	<a href="#">303-258</a>		Timing Chain Tensioner Release Hook
	<a href="#">303-259</a>		Engine Support Brackets-Front
	<a href="#">303-260</a>		Engine Support Brackets-Rear
	<a href="#">303-261</a>	JD.128	Crankshaft Front Oil Seal Removal Tool
	<a href="#">303-262</a>	JD.129	Crankshaft Front Oil Seal Installation Tool
	<a href="#">303-263</a>	JD.130	Oil Pump Drive Chain Tool (2 pieces)
	<a href="#">303-264</a>	JD.131	Throttle Linkage Setting Tool
	<a href="#">303-265</a>	JD.550-3	Crankshaft Rear Oil Seal Removal and Installation Tool used with 100-013
	<a href="#">303-295</a>		Auxiliary Drive Oil Seal Replacer
	<a href="#">303-335</a>		Crankshaft Damper Installer (Draw Bolt) <b>(Mandatory)</b>
	<a href="#">303-339</a>	JD.163	Crankshaft Rear Oil Seal (lip type seal) Installation Tool (set)
	<a href="#">303-356</a>		3.8L Spanner Nut Wrench
	<a href="#">303-372</a>		Piston Ring Compressor <b>(Mandatory)</b>
	<a href="#">303-379</a>		Distributor Setting Tool

111 found: Page 3 of 6

Jump to Page: [1](#) [2](#) [3](#) [4](#) [5](#) [6](#)





















# Engine

[Printable View](#)

111 found: Page 4 of 6

Jump to Page: [1](#) [2](#) [3](#) [4](#) [5](#) [6](#)

Overall Vehicle	100
Suspension	204
Driveline	205
Brakes	206
Steering	211
Engine	303
Automatic Transmission	307
Manual and Clutch	308
Fuel System	310
Climate Control	412
In Vehicle Entertainment System	415
Distribution System	416
Electrical Distribution	418
Body Structure	501
Frame and Mounting	502
Miscellaneous	
Tool Organization	

	Tool Number	Legacy Tool Number	Tool Name
	<a href="#">303-384</a>		Adapter Bolts Rear "C" Shaft <b>(Mandatory)</b>
	<a href="#">303-409</a>		Crankshaft Front Seal Remover
	<a href="#">303-441</a>		Valve Spring Compressor
	<a href="#">303-530</a>	JD.215	Jig Camshaft Timing
	<a href="#">303-531</a>	JD.216	Crank Lock-up Bolt
	<a href="#">303-532</a>	JD.217	Wrench Timing Chain Adjuster <b>(Mandatory)</b>
	<a href="#">303-533</a>	JD.218	Tensioner Timing Chain
	<a href="#">303-534</a>	JD.220	Dummy Bearing Cap
	<a href="#">303-535</a>	JD.221	Protector Big End
	<a href="#">303-536</a>	JD.222	Lifting Plates - Engine
	<a href="#">303-537</a>	JD.223	Bracket Engine Mounting
	<a href="#">303-538</a>	JD.229	Rear Seal Remover-Replacer
	<a href="#">303-539</a>	JD.231	Fuel Injector Remover
	<a href="#">303-540</a>	JD.232	Tappet Adjusting Tool
	<a href="#">303-541</a>	JD.234	Crankshaft Front Oil Seal Remover
	<a href="#">303-542</a>	JD.235	Crankshaft Seal Replacer
	<a href="#">303-566</a>		Crankshaft Rear Seal Remover <b>(Mandatory)</b>
	<a href="#">303-588</a>		Crankshaft Damper Remover <b>(Mandatory)</b>
	<a href="#">303-590</a>	JD.233	Fan Nozzle Air Gun
	<a href="#">303-623</a>		Fuel Line Hose Remover <b>(Mandatory)</b>

111 found: Page 4 of 6

Jump to Page: [1](#) [2](#) [3](#) [4](#) [5](#) [6](#)















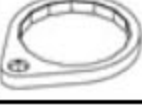



# Engine

[Printable View](#)

111 found: Page 5 of 6

Jump to Page: [1](#) [2](#) [3](#) [4](#) [5](#) [6](#)

Overall Vehicle	100
Suspension	204
Driveline	205
Brakes	206
Steering	211
Engine	303
Automatic Transmission	307
Manual and Clutch	308
Fuel System	310
Climate Control	412
In Vehicle Entertainment System	415
Distribution System	416
Electrical Distribution	418
Body Structure	501
Frame and Mounting	502
Miscellaneous	
Tool Organization	

	Tool Number	Legacy Tool Number	Tool Name
	<a href="#">303-645</a>		4.0L Tool Crankshaft Setting-Timing
	<a href="#">303-645A</a>		Alignment Tool, Crankshaft <b>(Mandatory)</b>
	<a href="#">303-654</a>		V V T Setting Tool <b>(Mandatory)</b>
	<a href="#">303-660</a>		Adapter for Oil Pressure <b>(Mandatory)</b>
	<a href="#">303-661</a>		3.0 Tool Lifting Brackets L-H and R-H <b>(Mandatory)</b>
	<a href="#">303-662</a>		Third-Leg Engine Support <b>(Mandatory)</b>
	<a href="#">303-663</a>		Engine Support Bracket-Mounting Feet <b>(Mandatory)</b>
	<a href="#">303-693</a>		V6 Engine Valve Adjustment Tool <b>(Mandatory)</b>
	<a href="#">303-700</a>		Front Crank Seal Remover(V6) <b>(Mandatory)</b>
	<a href="#">303-703</a>		Accessory Belt Detensioner <b>(Mandatory)</b>
	<a href="#">303-707</a>		Engine Lifting Kit <b>(Mandatory)</b>
	<a href="#">303-717</a>		Tappet Tool <b>(Mandatory)</b>
	<a href="#">303-749</a>		Lifting Brkts Engine (Pair) V8 <b>(Mandatory)</b>
	<a href="#">303-750</a>		Installer - Oil Seal <b>(Mandatory)</b>
	<a href="#">303-751</a>		Remover - Oil Seal <b>(Mandatory)</b>
	<a href="#">303-752</a>		Oil Filter Wrench <b>(Mandatory)</b>
	<a href="#">303-D055</a>		Wrench Strap-Universal <b>(Mandatory)</b>
	<a href="#">303-D116</a>	JD.230	Belt Tension Release Tool-non mandatory
	<a href="#">303-D121</a>		3 Leg Puller <b>(Mandatory)</b>
	<a href="#">303-D121-01</a>		Crank Button <b>(Mandatory)</b>

111 found: Page 5 of 6

Jump to Page: [1](#) [2](#) [3](#) [4](#) [5](#) [6](#)












# Engine

[Printable View](#)

111 found: Page 6 of 6

Jump to Page: [1](#) [2](#) [3](#) [4](#) [5](#) [6](#)

Overall Vehicle	100
Suspension	204
Driveline	205
Brakes	206
Steering	211
Engine	303
Automatic Transmission	307
Manual and Clutch	308
Fuel System	310
Climate Control	412
In Vehicle Entertainment System	415
Distribution System	416
Electrical Distribution	418
Body Structure	501
Frame and Mounting	502
Miscellaneous	
Tool Organization	

	Tool Number	Legacy Tool Number	Tool Name
	<a href="#">JLR-303-1237-01</a>		Adaptor Trigger Wheel <b>(Mandatory)</b>
	<a href="#">JLR-303-1303</a>		Timing Tool Flywheel <b>(Mandatory)</b>
	<a href="#">JLR-303-1304</a>		Flywheel Locking Tool <b>(Mandatory)</b>
	<a href="#">JLR-303-1521</a>	303-1521 or 303-1390A	Aligner Trigger Sensor
	<a href="#">JLR-303-1591</a>		Engine Support Bracket <b>(Mandatory)</b>
	<a href="#">JLR-303-1594</a>		Locking Tool Flywheel <b>(Mandatory)</b>
	<a href="#">JLR-303-1595</a>		Crankshaft Positioner
	<a href="#">JLR-303-1600</a>		Camshaft Timing Tool <b>(Mandatory)</b>
	<a href="#">JLR-303-1613</a>		Alignment Tool, Fuel Pump Camshaft Timing <b>(Mandatory)</b>
	<a href="#">JLR-303-1621</a>		Timing Tool - Fuel Pump Camshaft <b>(Mandatory)</b>
	<a href="#">JLR-303-748</a>	303-748	Crankshaft Timing Tool <b>(Mandatory)</b>

111 found: Page 6 of 6

Jump to Page: [1](#) [2](#) [3](#) [4](#) [5](#) [6](#)
















# Automatic Transmission

[Printable View](#)

37 found: Page 1 of 2

[Jump to Page: 1 2](#)

Overall Vehicle	100
Suspension	204
Driveline	205
Brakes	206
Steering	211
Engine	303
Automatic Transmission	307
Manual and Clutch	308
Fuel System	310
Climate Control	412
In Vehicle Entertainment System	415
Distribution System	416
Electrical Distribution	418
Body Structure	501
Frame and Mounting	502
Miscellaneous	
Tool Organization	

	Tool Number	Legacy Tool Number	Tool Name
	<a href="#">307-008-01</a>	CBW.547A-50-3	Front and Rear Servo Adjusting Tool
	<a href="#">307-010</a>	CBW.1C	Hydraulic Pressure Test Equipment (set)
	<a href="#">307-010-01</a>	18G.677-2	Pressure Test Adaptor used with CBW.1-C GM Powertrain 400 4180-E
	<a href="#">307-010-03</a>	CBW.1C-5	Pressure Test Adaptor used with CBW.1-C
	<a href="#">307-010-04</a>	JD.677-3	Pressure Test Adaptor used with CBW.1-C
	<a href="#">307-010-05</a>		Oil Pressure Adapter <b>(Mandatory)</b>
	<a href="#">307-057</a>	18G.1297	Front and Rear Seal Installation Tool
	<a href="#">307-060</a>		Band Application Pin Selection Gauge
	<a href="#">307-091</a>		Torque Converter Handles
	<a href="#">307-136</a>	JD.102	Front and Rear Seal Removal and Installation Tool used with 307-136-01-Sedan 4.0
	<a href="#">307-136-01</a>	JD.102-1	Front and Rear Seal Removal and Installation Adaptor used with JD.102
	<a href="#">307-137</a>	JD.103	Selector Linkage Setting Tool
	<a href="#">307-138</a>	JD.104	Extension Housing Needle Bearing Removal and Installation Tool ZF-4 HP 22
	<a href="#">307-139</a>	JD.105	Torque Converter Handles (2 pieces)
	<a href="#">307-144</a>	JD.110	Kickdown Cable Removal Tool
	<a href="#">307-145</a>	JD.111	Transmission Holding Fixture
	<a href="#">307-146</a>	JD.126	Valve Body Oil Seal Removal and Installation
	<a href="#">307-147</a>	JD.127	Linear Gear Switch Setting Tool
	<a href="#">307-218</a>	JD.161	Rotary Switch Setting Tool
	<a href="#">307-219</a>	JD.162	Kickdown Switch Setting Tool

37 found: Page 1 of 2

[Jump to Page: 1 2](#)


















# Automatic Transmission

[Printable View](#)

37 found: Page 2 of 2

Jump to Page: [1](#) [2](#)

Overall Vehicle	100
Suspension	204
Driveline	205
Brakes	206
Steering	211
Engine	303
Automatic Transmission	307
Manual and Clutch	308
Fuel System	310
Climate Control	412
In Vehicle Entertainment System	415
Distribution System	416
Electrical Distribution	418
Body Structure	501
Frame and Mounting	502
Miscellaneous	
Tool Organization	

	Tool Number	Legacy Tool Number	Tool Name
	<a href="#">307-243</a>	JD.191	Front Pump Oil Seal Replacer
	<a href="#">307-244</a>	JD.192	Band Apply Pin Checking Tool
	<a href="#">307-245</a>	JD.193	Band Apply Pin Gauge
	<a href="#">307-333</a>		Auto Transmission Valve Block Alignment Pins (0.235) <b>(Mandatory)</b>
	<a href="#">307-334</a>		Auto Transmission Valve Block Alignment Pins (0.248) <b>(Mandatory)</b>
	<a href="#">307-356</a>	JD.246	Lock Nut Wrench
	<a href="#">307-357</a>	JD.247	Front Pump Oil Seal Replacer
	<a href="#">307-358</a>	JD.248	Rear Extension Oil Seal Replacer
	<a href="#">307-378</a>		Seal Replacer
	<a href="#">307-379</a>		Transmission Dipstick <b>(Mandatory)</b>
	<a href="#">307-403</a>		Gauge <b>(Mandatory)</b>
	<a href="#">307-407</a>		Extension Housing Seal Refit <b>(Mandatory)</b>
	<a href="#">307-442</a>		Drift - Driveshaft <b>(Mandatory)</b>
	<a href="#">307-443</a>		Handle - For Driveshaft Drift <b>(Mandatory)</b>
	<a href="#">307-445</a>		Setting Plate Rotary Switch <b>(Mandatory)</b>
	<a href="#">307-446</a>		Limiter Bracket - Shaft <b>(Mandatory)</b>
	<a href="#">307-452</a>		Gearbox Filler Plug Removal Tool <b>(Mandatory)</b>











37 found: Page 2 of 2

Jump to Page: [1](#) [2](#)

# Manual and Clutch

[Printable View](#)

10 found: Page 1 of 1

	Tool Number	Legacy Tool Number	Tool Name
	<a href="#">308-005</a>	18G.284AAH	Rear Hub Carrier Fulcrum Bearing Removal Tool used with 100-012
	<a href="#">308-208</a>		Gearbox Driveshaft Seal Remover <b>(Mandatory)</b>
	<a href="#">308-246</a>		Front Seal Installer <b>(Mandatory)</b>
	<a href="#">308-375</a>		Seal Remover Input and Output <b>(Mandatory)</b>
	<a href="#">308-417</a>		Manual Transmission Input Seal Replacer Tool <b>(Mandatory)</b>
	<a href="#">308-418</a>		Manual Transmission Input Seal Removal Tool <b>(Mandatory)</b>
	<a href="#">308-419</a>		Clutch Alignment Tool <b>(Mandatory)</b>
	<a href="#">308-436</a>		Aligner, Gearshift Lever <b>(Mandatory)</b>
	<a href="#">308-441</a>		Clutch Centralizer <b>(Mandatory)</b>
	<a href="#">308-845</a>		Installer, Input Shaft Seal <b>(Mandatory)</b>

10 found: Page 1 of 1

Overall Vehicle	100
Suspension	204
Driveline	205
Brakes	206
Steering	211
Engine	303
Automatic Transmission	307
Manual and Clutch	308
Fuel System	310
Climate Control	412
In Vehicle Entertainment System	415
Distribution System	416
Electrical Distribution	418
Body Structure	501
Frame and Mounting	502
Miscellaneous	
Tool Organization	





















## Fuel System

[Printable View](#)

26 found: Page 1 of 2

[Jump to Page: 1 2](#)

Overall Vehicle	100
Suspension	204
Driveline	205
Brakes	206
Steering	211
Engine	303
Automatic Transmission	307
Manual and Clutch	308
Fuel System	310
Climate Control	412
In Vehicle Entertainment System	415
Distribution System	416
Electrical Distribution	418
Body Structure	501
Frame and Mounting	502
Miscellaneous	
Tool Organization	

	Tool Number	Legacy Tool Number	Tool Name
	<a href="#">310-001</a>	18G.1001	Fuel Tank Lock Ring (fuel level transmitter) Wrench
	<a href="#">310-043</a>	JD.181	Fuel Injection Pressure Test Adaptor used with JAG1515
	<a href="#">310-044</a>	JD.182	Quick-Fit Connector Releasing Tool <b>(Mandatory)</b>
	<a href="#">310-045</a>	JD.183	Quick-Fit Connector Releasing Tool <b>(Mandatory)</b>
	<a href="#">310-054</a>	JD.203	Quick Disconnect Release Tool <b>(Mandatory)</b>
	<a href="#">310-058-01</a>		Fuel Pressure Test Adaptor
	<a href="#">310-072</a>		Removal Fuel Pump/Sendor Locking Nut <b>(Mandatory)</b>
	<a href="#">310-072A</a>		Wrench - Fuel Tank Lock Ring <b>(Mandatory)</b>
	<a href="#">310-076</a>		Disconnect Tool <b>(Mandatory)</b>
	<a href="#">310-077</a>		Disconnect Tool <b>(Mandatory)</b>
	<a href="#">310-094</a>		Fuel Tank Strap
	<a href="#">310-101</a>		Throttle Setting Tool <b>(Mandatory)</b>
	<a href="#">310-121-LS</a>		Oxygen Sensor Wrench <b>(Mandatory)</b>
	<a href="#">310-123</a>	310-123	Pump Module Wrench <b>(Mandatory)</b>
	<a href="#">310-127</a>		Remover/Installer Fuel Module Ring - Replaced by 310-147
	<a href="#">310-132</a>		Fuel Line Schrader Valve Adapter <b>(Mandatory)</b>
	<a href="#">310-146</a>		Remover/Replacer Fuel Mod Retain Ring
	<a href="#">310-147</a>		Remover/Installer Fuel Module Ring - Replaces 310-127
	<a href="#">310-154</a>		Fuel Drain Adaptor <b>(Mandatory)</b>
	<a href="#">310-197</a>		Remover Injectors <b>(Mandatory)</b>

26 found: Page 1 of 2

[Jump to Page: 1 2](#)







Overall Vehicle	100
Suspension	204
Driveline	205
Brakes	206
Steering	211
Engine	303
Automatic Transmission	307
Manual and Clutch	308
Fuel System	310
Climate Control	412
In Vehicle Entertainment System	415
Distribution System	416
Electrical Distribution	418
Body Structure	501
Frame and Mounting	502
Miscellaneous	
Tool Organization	

## Fuel System

[Printable View](#)

26 found: Page 2 of 2

Jump to Page: [1](#) [2](#)

	Tool Number	Legacy Tool Number	Tool Name
	<a href="#">310-198</a>		Guide Installer Injector Teflon Seal <b>(Mandatory)</b>
	<a href="#">310-199</a>		Calibration Tool Injector Teflon Seal <b>(Mandatory)</b>
	<a href="#">310-200-01</a>		Alignment Pins Fuel Rail Installation <b>(Mandatory)</b>
	<a href="#">310-D005</a>		Fuel Pipe Quick Fit Connect Release Tool <b>(Mandatory)</b>
	<a href="#">JLR-310-123</a>	JLR-310-123	Pump Module Wrench <b>(Mandatory)</b>
	<a href="#">JLR-310-250</a>		Installer, Fuel Pipe <b>(Mandatory)</b>

26 found: Page 2 of 2






Jump to Page: [1](#) [2](#)

Overall Vehicle	100
Suspension	204
Driveline	205
Brakes	206
Steering	211
Engine	303
Automatic Transmission	307
Manual and Clutch	308
Fuel System	310
Climate Control	412
In Vehicle Entertainment System	415
Distribution System	416
Electrical Distribution	418
Body Structure	501
Frame and Mounting	502
Miscellaneous	
Tool Organization	

## Climate Control

[Printable View](#)

8 found: Page 1 of 1

	Tool Number	Legacy Tool Number	Tool Name
	<a href="#">412-043</a>	JD.122	Evaporator Temperature Sensor Installation Tool Control
	<a href="#">412-046</a>	JD.146	Clutch Front Plate and Rotor Disassembly-Assembly Tools (set) Part of Sanden compressor kit SD 510
	<a href="#">412-048</a>	JD.149	Oil Level Dip Stick Part of Sanden compressor kit SD 510 and 211-S152
	<a href="#">412-050</a>	JD.164	Oil Seal Protection Tool (installation) part of Sanden compressor kit SD 510
	<a href="#">412-070</a>	JD.174	Fuel Tank Evaporative Flange Wrench
	<a href="#">412-071</a>	JD.175	Fuel Tank Internal Hose Clip Tool
	<a href="#">412-083</a>	JD.197	R-134a Front Compressor Seal Removal and Installation Tool
	<a href="#">412-109</a>		A-C Comp Clutch Puller



8 found: Page 1 of 1

Overall Vehicle	100
Suspension	204
Driveline	205
Brakes	206
Steering	211
Engine	303
Automatic Transmission	307
Manual and Clutch	308
Fuel System	310
Climate Control	412
In Vehicle Entertainment System	415
Distribution System	416
Electrical Distribution	418
Body Structure	501
Frame and Mounting	502
Miscellaneous	
Tool Organization	

## In Vehicle Entertainment System

[Printable View](#)

3 found: Page 1 of 1

	Tool Number	Legacy Tool Number	Tool Name
	<a href="#">415-004</a>		Video Tester <b>(Mandatory)</b>
	<a href="#">415-005</a>		MOST Tester
	<a href="#">415-S003</a>		Optical Bus Tester


3 found: Page 1 of 1

Overall Vehicle	100
Suspension	204
Driveline	205
Brakes	206
Steering	211
Engine	303
Automatic Transmission	307
Manual and Clutch	308
Fuel System	310
Climate Control	412
In Vehicle Entertainment System	415
Distribution System	416
Electrical Distribution	418
Body Structure	501
Frame and Mounting	502
Miscellaneous	
Tool Organization	

## Distribution System

[Printable View](#)

1 found: Page 1 of 1

	Tool Number	Legacy Tool Number	Tool Name
	<a href="#">416-001-01</a>		Adpater for Vacuum Pump Kit OTC 7559

1 found: Page 1 of 1










# Electrical Distribution

[Printable View](#)

86 found: Page 1 of 5

[Jump to Page: 1 2 3 4 5](#)

Overall Vehicle	100
Suspension	204
Driveline	205
Brakes	206
Steering	211
Engine	303
Automatic Transmission	307
Manual and Clutch	308
Fuel System	310
Climate Control	412
In Vehicle Entertainment System	415
Distribution System	416
Electrical Distribution	418
Body Structure	501
Frame and Mounting	502
Miscellaneous	
Tool Organization	

	Tool Number	Legacy Tool Number	Tool Name
	<a href="#">418-011</a>	JD.138	PM 4 Socket Extractor Tool
	<a href="#">418-012</a>	JD.141	PM HD Socket and Pin Installation Tool
	<a href="#">418-013</a>	MS.1533	PM 5 Connector Pin Extraction Tool
	<a href="#">418-014</a>	MS.1540	Sumitomo Connector Pin Extraction Tool
	<a href="#">418-017</a>	JD.154	Speedometer-Tachometer Removal Tool
	<a href="#">418-024</a>	JD.173	PM 5 Connector Pin Extraction Tool
	<a href="#">418-025</a>	JD.177	Fuse Connector Pin Removal Tool
	<a href="#">418-039</a>	JD.195	Labinol Terminal Extractor
	<a href="#">418-106</a>		Storage Case
	<a href="#">418-116</a>		Crimpers
	<a href="#">418-117</a>	YRW000390	Wire Strippers
	<a href="#">418-141</a>		Transit Relay PDI Lin Lead <b>(Mandatory)</b>
	<a href="#">418-411-01</a>		Lead Assembly Pack of 10
	<a href="#">418-411-02</a>		Lead Assembly Pack of 10
	<a href="#">418-411-03</a>		Lead Assembly Pack of 10
	<a href="#">418-411-04</a>		Lead Assembly Pack of 10
	<a href="#">418-411-05</a>		Lead Assembly Pack of 10
	<a href="#">418-411-06</a>		Lead Assembly Pack of 10
	<a href="#">418-411-07</a>		Lead Assembly Pack of 10
	<a href="#">418-411-08</a>		Lead Assembly Pack of 10

86 found: Page 1 of 5

[Jump to Page: 1 2 3 4 5](#)




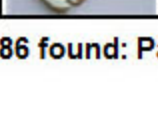
# Electrical Distribution

[Printable View](#)

86 found: Page 2 of 5

Jump to Page: [1](#) [2](#) [3](#) [4](#) [5](#)

Overall Vehicle	100
Suspension	204
Driveline	205
Brakes	206
Steering	211
Engine	303
Automatic Transmission	307
Manual and Clutch	308
Fuel System	310
Climate Control	412
In Vehicle Entertainment System	415
Distribution System	416
Electrical Distribution	418
Body Structure	501
Frame and Mounting	502
Miscellaneous	
Tool Organization	

	Tool Number	Legacy Tool Number	Tool Name
	<a href="#">418-411-09</a>		Lead Assembly Pack of 10
	<a href="#">418-411-10</a>		Lead Assembly Pack of 10
	<a href="#">418-411-11</a>		Lead Assembly Pack of 10
	<a href="#">418-411-12</a>		Lead Assembly Pack of 10
	<a href="#">418-411-13</a>		Lead Assembly Pack of 10
	<a href="#">418-411-14</a>		Lead Assembly Pack of 10
	<a href="#">418-411-15</a>		Lead Assembly Pack of 10
	<a href="#">418-411-16</a>		Lead Assembly Pack of 10
	<a href="#">418-411-17</a>		Lead Assembly Pack of 10
	<a href="#">418-411-18</a>		Lead Assembly Pack of 10
	<a href="#">418-411-19</a>		Lead Assembly Pack of 10
	<a href="#">418-411-20</a>		Lead Assembly Pack of 10
	<a href="#">418-411-21</a>		Lead Assembly Pack of 10
	<a href="#">418-411-22</a>		Lead Assembly Pack of 10
	<a href="#">418-411-23</a>		Lead Assembly Pack of 10
	<a href="#">418-411-24</a>		Lead Assembly Pack of 10
	<a href="#">418-411-25</a>		Lead Assembly Pack of 10
	<a href="#">418-411-26</a>		Lead Assembly Pack of 10
	<a href="#">418-411-27</a>		Lead Assembly Pack of 10
	<a href="#">418-411-28</a>		Lead Assembly Pack of 10

86 found: Page 2 of 5

Jump to Page: [1](#) [2](#) [3](#) [4](#) [5](#)

















# Electrical Distribution

[Printable View](#)

86 found: Page 3 of 5

Jump to Page: [1](#) [2](#) [3](#) [4](#) [5](#)

Overall Vehicle	100
Suspension	204
Driveline	205
Brakes	206
Steering	211
Engine	303
Automatic Transmission	307
Manual and Clutch	308
Fuel System	310
Climate Control	412
In Vehicle Entertainment System	415
Distribution System	416
Electrical Distribution	418
Body Structure	501
Frame and Mounting	502
Miscellaneous	
Tool Organization	

	Tool Number	Legacy Tool Number	Tool Name
	<a href="#">418-411-29</a>		Lead Assembly Pack of 10
	<a href="#">418-411-30</a>		Lead Assembly Pack of 10
	<a href="#">418-411-31</a>		Lead Assembly Pack of 10
	<a href="#">418-411-32</a>		Lead Assembly Pack of 10
	<a href="#">418-411-33</a>		Lead Assembly Pack of 10
	<a href="#">418-411-34</a>		Lead Assembly Pack of 10
	<a href="#">418-411-35</a>		Lead Assembly Pack of 10
	<a href="#">418-411-36</a>		Lead Assembly Pack of 10
	<a href="#">418-411-37</a>		Lead Assembly Pack of 10
	<a href="#">418-411-38</a>		Lead Assembly Pack of 10
	<a href="#">418-411-39</a>		Lead Assembly Pack of 10
	<a href="#">418-411-40</a>		Lead Assembly Pack of 10
	<a href="#">418-411-41</a>		Lead Assembly Pack of 10
	<a href="#">418-411-42</a>		Lead Assembly Pack of 10
	<a href="#">418-411-43</a>		Lead Assembly Pack of 10
	<a href="#">418-411-44</a>		Lead Assembly Pack of 10
	<a href="#">418-411-74</a>		Preterminated Cable <b>(Mandatory)</b>
	<a href="#">418-411-75</a>		Preterminated Cable <b>(Mandatory)</b>
	<a href="#">418-411-76</a>		Preterminated Connector Head Lamp <b>(Mandatory)</b>
	<a href="#">418-411-77</a>		Preterminated Connector Head Lamp <b>(Mandatory)</b>

86 found: Page 3 of 5

Jump to Page: [1](#) [2](#) [3](#) [4](#) [5](#)



# Electrical Distribution

[Printable View](#)

86 found: Page 4 of 5

Jump to Page: [1](#) [2](#) [3](#) [4](#) [5](#)

Overall Vehicle	100
Suspension	204
Driveline	205
Brakes	206
Steering	211
Engine	303
Automatic Transmission	307
Manual and Clutch	308
Fuel System	310
Climate Control	412
In Vehicle Entertainment System	415
Distribution System	416
Electrical Distribution	418
Body Structure	501
Frame and Mounting	502
Miscellaneous	
Tool Organization	

	Tool Number	Legacy Tool Number	Tool Name
	<a href="#">418-535</a>		Security Tool (2 Req.) <b>(Mandatory)</b>
	<a href="#">418-549-21</a>		Lead Assembly Pack of 10
	<a href="#">418-549-25</a>		Lead Assembly Pack of 10
	<a href="#">418-549-35</a>		Lead Assembly Pack of 10
	<a href="#">418-549-51</a>		Lead Assembly Pack of 10
	<a href="#">418-549-55</a>		Lead Assembly Pack of 10
	<a href="#">418-549-57</a>		Lead Assembly Pack of 10
	<a href="#">418-549-58</a>		Lead Assembly Pack of 10
	<a href="#">418-549-61</a>		Lead Assembly Pack of 10
	<a href="#">418-549-62</a>		Lead Assembly Pack of 10
	<a href="#">418-587-01</a>		Lead Assembly Pack of 10
	<a href="#">418-587-02</a>		Lead Assembly Pack of 10
	<a href="#">418-587-09</a>		Lead Assembly Pack of 10
	<a href="#">418-587-10</a>		Lead Assembly Pack of 10
	<a href="#">418-630-01</a>		Lead Assembly Pack of 10
	<a href="#">418-630-02</a>		Lead Assembly Pack of 10
	<a href="#">418-630-03</a>		Lead Assembly Pack of 10
	<a href="#">418-630-04</a>		Lead Assembly Pack of 10
	<a href="#">418-630-05</a>		Lead Assembly Pack of 10
	<a href="#">418-630-06</a>		Lead Assembly Pack of 10

86 found: Page 4 of 5







Jump to Page: [1](#) [2](#) [3](#) [4](#) [5](#)

## Electrical Distribution

[Printable View](#)

86 found: Page 5 of 5

Jump to Page: [1](#) [2](#) [3](#) [4](#) [5](#)

	Tool Number	Legacy Tool Number	Tool Name
	<a href="#">418-630-07</a>		Lead Assembly Pack of 10
	<a href="#">418-630-08</a>		Lead Assembly Pack of 10
	<a href="#">418-S065</a>		Wiring Harness Repair Kit <b>(Mandatory)</b>
	<a href="#">418-S411</a>		Wiring Harness Repair Kit <b>(Mandatory)</b>
	<a href="#">418-S411-01</a>		Harness Repair Kit, Update <b>(Mandatory)</b>
	<a href="#">418-S630</a>		Harness, Jaguar Wire <b>(Mandatory)</b>

86 found: Page 5 of 5

Jump to Page: [1](#) [2](#) [3](#) [4](#) [5](#)

Overall Vehicle 100

Suspension 204

Driveline 205

Brakes 206

Steering 211

Engine 303

Automatic Transmission 307

Manual and Clutch 308

Fuel System 310

Climate Control 412

In Vehicle Entertainment System 415

Distribution System 416

Electrical Distribution 418

Body Structure 501

Frame and Mounting 502

Miscellaneous

Tool Organization
















# Body Structure

[Printable View](#)

22 found: Page 1 of 2

[Jump to Page: 1 2](#)

Overall Vehicle	100
Suspension	204
Driveline	205
Brakes	206
Steering	211
Engine	303
Automatic Transmission	307
Manual and Clutch	308
Fuel System	310
Climate Control	412
In Vehicle Entertainment System	415
Distribution System	416
Electrical Distribution	418
Body Structure	501
Frame and Mounting	502
Miscellaneous	
Tool Organization	

	Tool Number	Legacy Tool Number	Tool Name
	<a href="#">501-019</a>	JD.188	Under-Dash Panel Removal Tool
	<a href="#">501-023</a>	JD.200	Sun Roof Seal Crimping Tool
	<a href="#">501-024</a>	JD.202	Fascia Vent Removal Tool
	<a href="#">501-050</a>		BetaGun III
	<a href="#">501-058</a>		Remover Rear Sub Frame Mounts <b>(Mandatory)</b>
	<a href="#">501-059</a>		Installer Rear Sub Frame Mounts <b>(Mandatory)</b>
	<a href="#">501-061</a>		Remover-Replacer Sub Frame Mounting <b>(Mandatory)</b>
	<a href="#">501-062</a>		Rem-Rep Rear Mounting Bush Tool (Diff) <b>(Mandatory)</b>
	<a href="#">501-063</a>		Bushing Receiver Rear Mounting Bush Tool (Diff) <b>(Mandatory)</b>
	<a href="#">501-065</a>		Wiper Arm Removal Tool <b>(Mandatory)</b>
	<a href="#">501-068</a>		Fender Cover (Discontinued order JG11(S))
	<a href="#">501-081</a>		Subframe Alignment Kit <b>(Mandatory)</b>
	<a href="#">501-086</a>		Receiver <b>(Mandatory)</b>
	<a href="#">501-094</a>		Drilling Jig
	<a href="#">501-114</a>		Front & Rear Door Glass Removal Tool <b>(Mandatory)</b>
	<a href="#">501-119</a>		Hood Deployment Aligner <b>(Mandatory)</b>
	<a href="#">501-120</a>		Remover, Driver Airbag <b>(Mandatory)</b>
	<a href="#">501-175mm</a>		17.5mm Cutting Tool <b>(Mandatory)</b>
	<a href="#">501-400mm</a>		40.0mm Cutting Tool
	<a href="#">501-F006</a>		Alignment System

22 found: Page 1 of 2

[Jump to Page: 1 2](#)



Overall Vehicle	100
Suspension	204
Driveline	205
Brakes	206
Steering	211
Engine	303
Automatic Transmission	307
Manual and Clutch	308
Fuel System	310
Climate Control	412
In Vehicle Entertainment System	415
Distribution System	416
Electrical Distribution	418
Body Structure	501
Frame and Mounting	502
Miscellaneous	
Tool Organization	

## Body Structure

[Printable View](#)

22 found: Page 2 of 2

Jump to Page: [1](#) [2](#)

	Tool Number	Legacy Tool Number	Tool Name
	<a href="#">JLR-501-170</a>		Driver Airbag Release Tool <b>(Mandatory)</b>
	<a href="#">JLR-501-172</a>		Adjust Window Regulator

22 found: Page 2 of 2








Jump to Page: [1](#) [2](#)

Overall Vehicle	100
Suspension	204
Driveline	205
Brakes	206
Steering	211
Engine	303
Automatic Transmission	307
Manual and Clutch	308
Fuel System	310
Climate Control	412
In Vehicle Entertainment System	415
Distribution System	416
Electrical Distribution	418
Body Structure	501
Frame and Mounting	502
Miscellaneous	
Tool Organization	

## Frame and Mounting

[Printable View](#)

7 found: Page 1 of 1

	Tool Number	Legacy Tool Number	Tool Name
	<a href="#">502-005</a>		Subframe Alignment Pins <b>(Mandatory)</b>
	<a href="#">502-007</a>		Alignment Pins, Frt Subframe <b>(Mandatory)</b>
	<a href="#">502-010</a>		Alignment Bolt - Frt Suspension Aligner <b>(Mandatory)</b>
	<a href="#">502-012</a>		Alignment Pins Frt Subframe <b>(Mandatory)</b>
	<a href="#">JLR-502-013</a>		Support Remover/Installer Bushing
	<a href="#">JLR-502-020</a>		Remover Bushing
	<a href="#">JLR-502-021</a>		Installer Bushing













7 found: Page 1 of 1

## Miscellaneous

[Printable View](#)

28 found: Page 1 of 2

[Jump to Page: 1 2](#)

	Tool Number	Legacy Tool Number	Tool Name
	<a href="#">303-1449-01</a>		Alignment Pins S/C Install
	<a href="#">415-005A</a>		MOST Tester <b>(Mandatory)</b>
	<a href="#">508-974</a>		Drawer Labels
	<a href="#">DAPN0023</a>		J1962 Right - Angle Connector Cable
	<a href="#">DAPN0035</a>		ST-512 Multi Function Device
	<a href="#">DAPN0036</a>		DA-Dongle EPBR – Electronic Park Brake Release Device
	<a href="#">DAPN0039</a>		DA-Dongle SIR – Service Interval Reset Device
	<a href="#">DAPN0040</a>		DA Dongle VCI
	<a href="#">DAPN0045</a>		DA-Dongle TM - Transport Mode Toggle
	<a href="#">DAPN0050</a>		DA-Dongle TTMT - Tight Tolerance Mode Toggle
	<a href="#">J-45639</a>		Fender Cover Set
	<a href="#">JAG-061</a>		Thrust Bearing Kit
	<a href="#">JAG-067</a>		Balancer Kit - Driveline
	<a href="#">JAG-067-01</a>		Bracket, Driveshaft Balancer S-Type
	<a href="#">JAG-067-02</a>		Bracket, Driveshaft Balancer
	<a href="#">JAG-067-03</a>		Brackets, Driveshaft Balancing
	<a href="#">JAG-068</a>		16.6mm Drill Bit (Optional)
	<a href="#">JG11(S)</a>		Fender Cover Set
	<a href="#">JG11FXRS</a>		XF Boot & Sill Protect Covers
	<a href="#">JG11XF</a>		XF Front Wing Body Protect Cover

28 found: Page 1 of 2

[Jump to Page: 1 2](#)

Overall Vehicle	100
Suspension	204
Driveline	205
Brakes	206
Steering	211
Engine	303
Automatic Transmission	307
Manual and Clutch	308
Fuel System	310
Climate Control	412
In Vehicle Entertainment System	415
Distribution System	416
Electrical Distribution	418
Body Structure	501
Frame and Mounting	502
Miscellaneous	
Tool Organization	






Overall Vehicle	100
Suspension	204
Driveline	205
Brakes	206
Steering	211
Engine	303
Automatic Transmission	307
Manual and Clutch	308
Fuel System	310
Climate Control	412
In Vehicle Entertainment System	415
Distribution System	416
Electrical Distribution	418
Body Structure	501
Frame and Mounting	502
Miscellaneous	
Tool Organization	

## Miscellaneous

[Printable View](#)

28 found: Page 2 of 2

Jump to Page: [1](#) [2](#)

	Tool Number	Legacy Tool Number	Tool Name
	<a href="#">JG11XJ(EX)</a>		Fender Cover Set
	<a href="#">JLR-310</a>		Test Adapter Hose, EVAP Port <b>(Mandatory)</b>
	<a href="#">JLR-DAPN0031</a>		DAVINA J-2534 Vehicle Communications Interface
	<a href="#">JLR-MONGOOSE-VCIA</a>		MONGOOSE-VCIA
	<a href="#">ms.1906</a>		US 5 M Lead Harness
	<a href="#">MS.1907</a>		Archive 24, Free36, RR21 Discs
	<a href="#">ms.1982</a>	ms.1982	12V Car Charger CF-53
	<a href="#">T4 DISC SET EN</a>		Archive 24, Free36, RR21 Discs

28 found: Page 2 of 2

Jump to Page: [1](#) [2](#)